



-  CHROME
-  BRUSHED CHROME
-  MATTE BLACK
-  ROSE GOLD
-  BRUSHED GOLD
-  NICKEL
-  BRUSHED NICKEL
-  GUNMETAL

HYDROTAP® CELSIUS ALL-IN-ONE

BOILING | **CHILLED** | **SPARKLING**

The ultimate in style and functionality, the HydroTap Celsius AIO BCS replaces your boring old kitchen faucet with a single tap that instantly dispenses boiling, chilled, and sparkling water PLUS unfiltered hot and cold sink water. With the award-winning HydroTap you can get better water, more ways, right away.

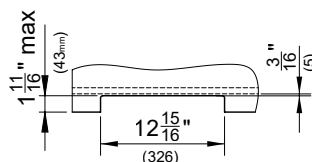
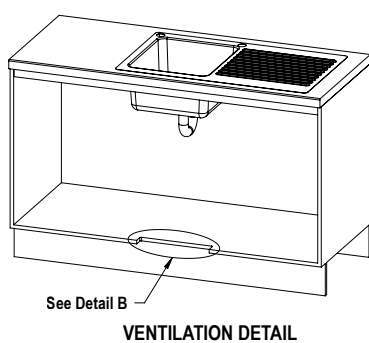
HYDROTAP® CELSIUS ALL-IN-ONE

BOILING | CHILLED | SPARKLING



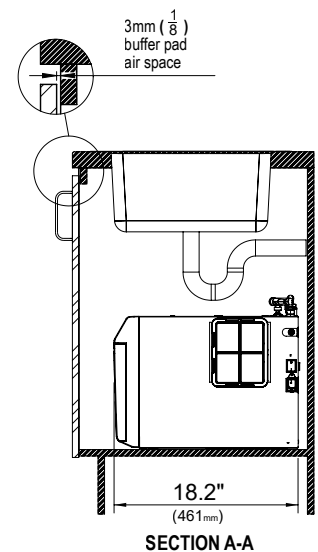
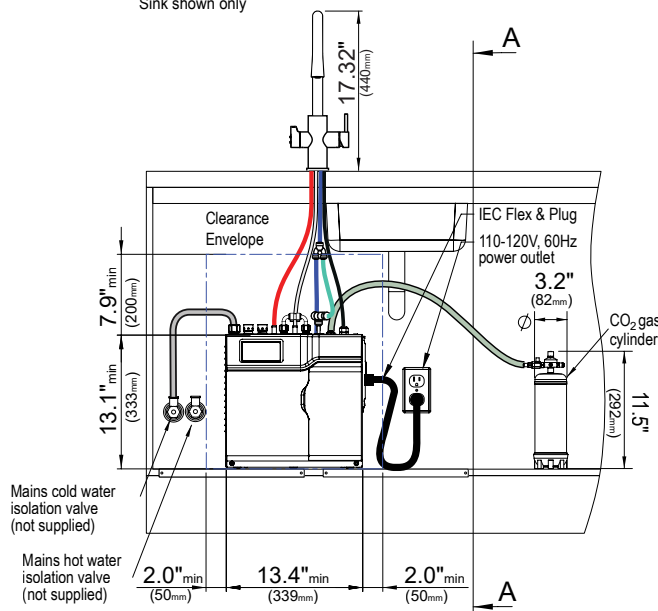
BCS120V - COMMAND CENTER SPECS

Water Pressure	Min 36psi – Max 100psi with a minimum flow rate of 1 gpm
Water Connection	½" BSP - isolation valve is required within 3' of the installation
Integral Water Values	HydroTaps are fitted with a dual check valve and a 50psi pressure limiting valve
Water Supply Requirements	Potable drinking water supply
Total Dissolved Solids (TDS)	TDS minimum 50ppm – maximum 120ppm
Integral Water Filter	0.2 micron, 1 size - replace every 1,500 gallons or 12 months
Power Rating	110-120V, 60 Hz, 1.25kW, 9A draw
Power Supply Requirements	110-120V, 60Hz 15A power supply with a NEMA 5-15 outlet
Dimensions (WxDxH)	13.4" x 18.2" x 13.1"
Minimum Air Gap	Clearances are required - 2" left side , 2" right side , 8" above
Dry Weight	79.36lbs
Product Approvals	IAPMO - NSF/ANSI 372, 42 & 53, cUL, CEC
Warranty	2 years (1 year limited warranty plus additional 1 year warranty is available on product registration)
CO ₂ Cylinder	2 x 1.5lb beverage-grade carbon dioxide cylinder
CO ₂ Capacity	Approximately 450 glasses of sparkling water per 1.5lb CO ₂ cylinder
CO ₂ Operating Pressure	Min 39psi - Max 43psi
Maximum Hose Connection Length	3' (tap to command center)
Minimum Distance Needed for Installation	15" (interior wall to disposal)
Recommended Cabinet Depth	24"



2" hole
(50mm)
Sink shown only

Position the Celsius All-In-One faucet over an appropriate sink.



Installation and connection of your HydroTap must be carried out by a qualified person, observing all local, state, & federal regulations. You will require suitable 110 -120V 60Hz 15 amp power supply with a NEMA 5-15 electrical outlet within 3' of the product. The HydroTap is a pump-driven system so the installation of the Tap must be within 3' of the base command center. The HydroTap is an air-cooled system so discrete cabinetry cut-outs are required for ventilation. Installation on most countertops is straightforward however some stone countertops may require a specialized cutting service. If using a drip tray (front) accessory, suitable drainage to a trapped waste is required within 3' of the installation. If you live in an area with hard water (more than 120ppm), we recommend installation of a scale filtration kit. Sufficient space and clearance to install the HydroTap as detailed in the product installation guidelines is required. Installation by Zip Professional Service can be arranged with a phone call to 1-833-233-2358 or through <https://us.zipwater.com>.