


WATERMARK

BROOKLYN, NEW YORK

Stratford

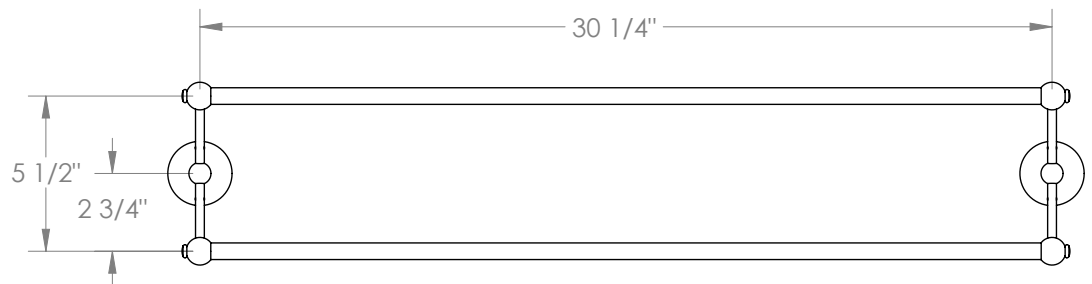
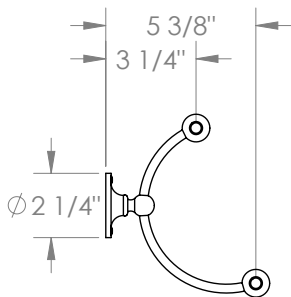
321-0.2B

30" Wall Mounted Double Towel Bar



- Maximum Supported Weight When Installed Correctly: 15 lbs
- Not Intended To Be Used As a Grab Bar
- Solid Brass Construction
- Mounting Hardware Included
- Professional Installation Required

Available in all finishes shown on the [Watermark Designs website](#)



Meets the applicable requirements of ASME A112.18.1-2005/CSA B125.1-05, entitled "Plumbing Supply Fittings".

Watermark Designs reserves the right to make revisions without notice to produce specifications. All product dimensions are nominal.

07/2022

350 Dewitt Ave. Brooklyn, NY 11207 USA | T: 1 718 257 2800 | F: 1 718 257 2144 | customerservice@watermark-designs.com