



T&S BRASS AND BRONZE WORKS, INC.

2 Saddleback Cove / P.O. Box 1088
Travelers Rest, SC 29690

Model No.

B-0672-RGH

Item No.

Travelers Rest, SC: 800-476-4103 • Simi Valley, CA: 800-423-0150 • Fax: 864-834-3518 • www.tsbrass.com



ADA Compliant

This Space for Architect/Engineer Approval

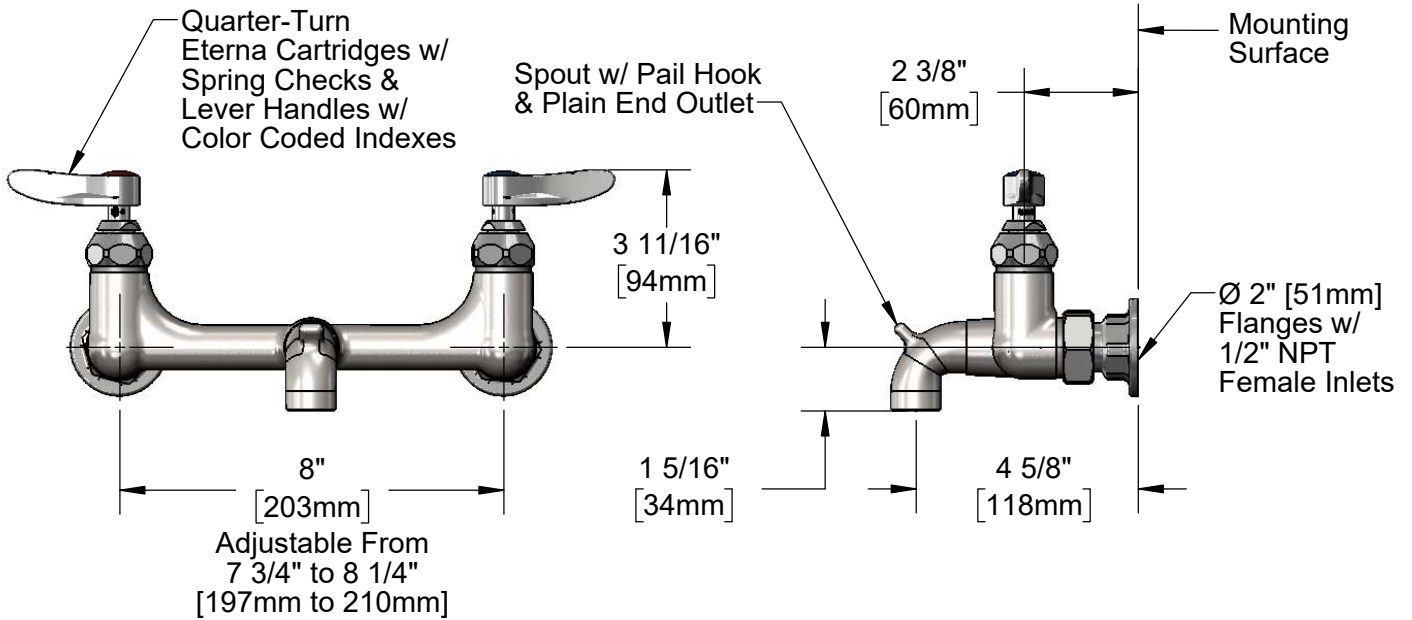
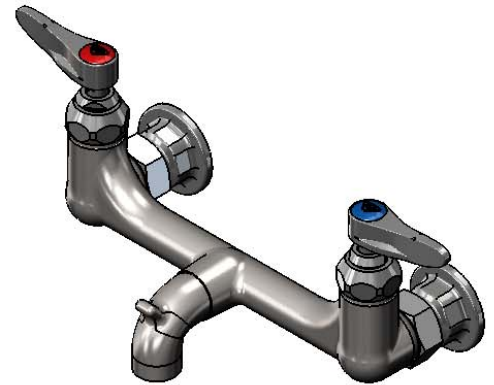
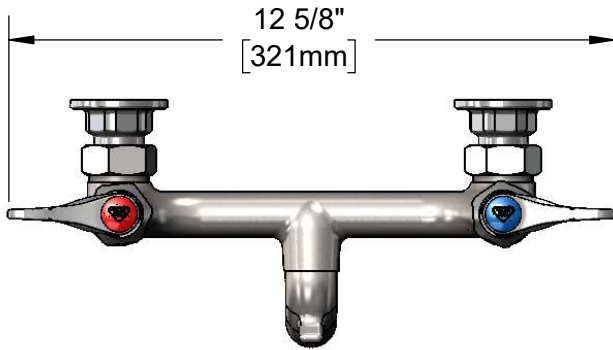
Job Name _____ Date _____

Model Specified _____ Quantity _____

Customer/Wholesaler _____

Contractor _____

Architect/Engineer _____



Product Specifications:

8" Wall Mount Rough Chrome Service Sink Mixing Faucet, Quarter-Turn Eterna Cartridges w/ Spring Checks, Plain End Outlet Spout w/ Pail Hook & 1/2" Female Inlets

Product Compliance:

ASME A112.18.1 / CSA B125.1
NSF 61 - Section 9
NSF 372 (Low Lead Content)
ANSI A117.1 (ADA)



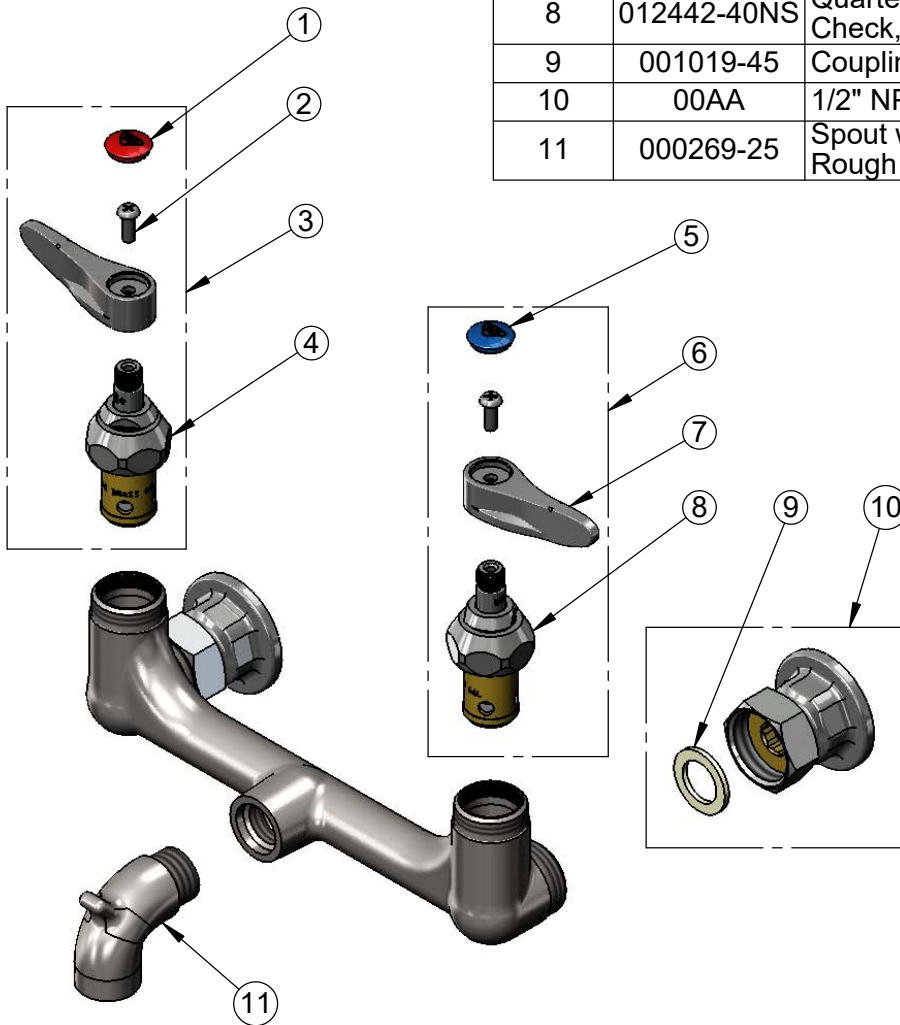
T&S BRASS AND BRONZE WORKS, INC.
 2 Saddleback Cove / P.O. Box 1088
 Travelers Rest, SC 29690

Model No.
B-0672-RGH

Item No.

Travelers Rest, SC: 800-476-4103 • Simi Valley, CA: 800-423-0150 • Fax: 864-834-3518 • www.tsbrass.com

ITEM NO.	SALES NO.	DESCRIPTION
1	001193-19NS	Red Button Index, Press-in
2	000925-45	Lab Handle Screw
3	002712-40NS	Quarter-Turn Eterna Cartridge w/ Spring Check, Handle, Red Index & Screw, RTC
4	012443-40NS	Quarter-Turn Eterna Cartridge w/ Spring Check, RTC
5	018506-19NS	Blue Button Index, Press-in
6	002711-40NS	Quarter-Turn Eterna Cartridge w/ Spring Check, Handle, Blue Index & Screw, LTC
7	001638-45NS	Lever Handle (New Style)
8	012442-40NS	Quarter-Turn Eterna Cartridge w/ Spring Check, LTC
9	001019-45	Coupling Nut Washer
10	00AA	1/2" NPT Female Eccentric Flange
11	000269-25	Spout w/ Pail Hook & Plain End Outlet, Rough Chrome



Product Specifications:
 8" Wall Mount Rough Chrome Service Sink Mixing Faucet, Quarter-Turn Eterna Cartridges w/ Spring Checks, Plain End Outlet Spout w/ Pail Hook & 1/2" Female Inlets

Product Compliance:
 ASME A112.18.1 / CSA B125.1
 NSF 61 - Section 9
 NSF 372 (Low Lead Content)
 ANSI A117.1 (ADA)