

TOPAZ™, VARISTONE™, DURAWALL®, BATHTUB WALLS & DURATRIM™ WINDOW KITS

Premium fiberglass and thermoplastic bathtub walls from E. L. Mustee & Sons, Inc. never looked so good...or installed so easily!

Combining great design features, premium materials/finishes and a multitude of configurations and sizes, the Mustee line of bathtub walls provide you with virtually unlimited bathroom design options. So go ahead and design your dream bathroom... odds are, there is a Mustee bathtub wall that will perfectly compliment your plans.



All TOPAZ™, VARISTONE™ and DURAWALL® bathtub walls will fit any standard 30" x 60" bathtub. Select Mustee bathtub wall systems are also available for other bathtub sizes such as...



- 572T VARISTONE™ fits bathtubs up to 60" wide by 34" deep
- 56 DURAWALL® fits whirlpool bathtubs up to 72" wide x 42" deep
- 557 DURAWALL® VARISTONE™ fits 60" wide by 32" deep bathtubs

Features

- Adhesive mount and direct-to-stud mount styles available...see product descriptions
- Ample, easy-to-reach molded-in shelves
- Seamless corner panels with overlapping edges on adhesive mount
- Trimmable DURAWALL® panels simplify installation in out-of-plumb alcoves or for installing DURATRIM™ window kits
- All models available in color-fast white and bone
- Biscuit also available on the Model 350BT and 660BT
- Semi-gloss, mold/mildew - resistant surface finish
- Easy to follow installation instructions

Code Accepted

TOPAZ™, VARISTONE™ and DURAWALL® fiberglass bathtub walls meet or exceed performance requirements as indicated:

- American Society of Testing and Materials (ASTM) – D 635, E-84 and E-162 
- American National Standards Institute (ANSI) – Specification Z 124.1.2 
- Inhalation Toxicity Test – to evaluate inhalation health hazards with combustible products
- CAN/ULC S102-07 Burn and Smoke Test



TOPAZ™ PREMIUM FIBERGLASS BATHTUBS



The Perfect Compliment to Mustee's TOPAZ™, DURAWALL® and VARISTONE™ Bathtub Walls

Shopping for one of Mustee's many premium bathtub wall packages? Then you'll also want to put Mustee's premium fiberglass TOPAZ™ bathtubs on the shopping list as well.

Mustee bathtubs bring together classic design, exceptional features, premium construction and of course, legendary E. L. Mustee & Sons quality. Besides offering the state-of-the-art in bathtub design & construction, TOPAZ™ bathtubs are the perfect way to create a look of elegance in any bathtub alcove you are planning to create.

TOPAZ™ bathtubs fit all VARISTONE™ and DURAWALL® bathtub walls as well as walls produced by other manufacturers.

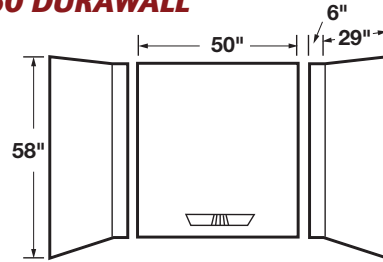
See page 2 for complete TOPAZ™ Bathtub information and specifications.

Specifications

Premium Fiberglass Bathtub Walls – Adhesive Mount, Code Accepted (See page 26)



350 DURAWALL®



Model Color

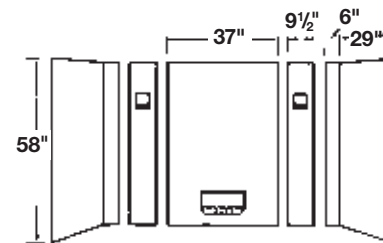
350WHT	White
350BN	Bone
350BT	Biscuit

Fits 30" x 60" Bathtub
Caulking and adhesive provided

General: Furnish and install as shown on plans, DURAWALL® Bathtub Walls Model 350, as manufactured by E. L. Mustee & Sons, Inc. The wall system shall be three-piece construction with molded-in shelf. Panels shall include 20% fiberglass reinforced composite material and be manufactured with matched metal molds under extreme heat and pressure with a uniform thickness of 85 mils. Shall be semi-gloss, scuff-resistant surface. Unit shall meet ANSI Specification Z 124.1.2. Color: _____ (White, Bone, Biscuit).



500 DURAWALL®



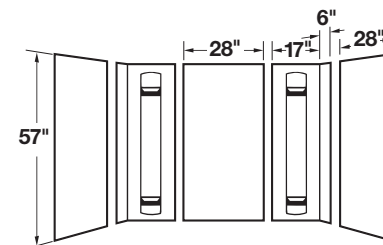
500WHT	White
500BN	Bone

Fits 30" x 60" Bathtub

General: Furnish and install as shown on plans, DURAWALL® Bathtub Walls Model 500, as manufactured by E. L. Mustee & Sons, Inc. The wall system shall be five-piece construction with three molded-in shelves. Panels shall include 20% fiberglass reinforced composite material and be manufactured with matched metal molds under extreme heat and pressure with a uniform thickness of 85 mils. Shall be semi-gloss, scuff-resistant surface. Unit shall meet ANSI Specification Z 124.1.2. Color: _____ (White, Bone).



557 DURAWALL®



557WHT	White
557BN	Bone

Fits 30" x 60" and 32" x 60" Bathtubs

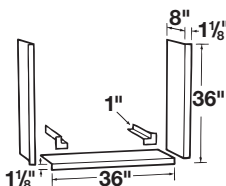
General: Furnish and install as shown on plans, DURAWALL® Bathtub Walls Model 557, as manufactured by E. L. Mustee & Sons, Inc. The wall system shall be five-piece construction with four molded-in shelves. Panels shall include 20% fiberglass reinforced composite material and be manufactured with matched metal molds under extreme heat and pressure with a uniform thickness of 75 mils. Shall be matte finish, scuff-resistant surface. Unit shall meet ANSI Specification Z 124.1.2. Color: _____ (White, Bone).

Specifications

300.600 DURATRIM™ Fiberglass Window Kit – Code Accepted



Protect window above bathtub. Adhesive-mounted 5-piece fiberglass panels fit windows up to 36" wide with 8" sill depth. May be cut to fit sill and side moldings, easy to install.



300.600W	White
300.600BN	Bone

Adhesive provided.

General: Furnish and install as shown on plans, DURATRIM™ Window Trim Kit Model 300.600, as manufactured by E. L. Mustee & Sons, Inc. Made of fiberglass, consists of three 36" by 8" panels and two 8" by 1" corner molding pieces. Adhesive provided. Shall meet ANSI Specification Z 124.1.2. Color: _____ (White, Bone).