

COLANDER MWCFLW-651GPSB



FEATURES

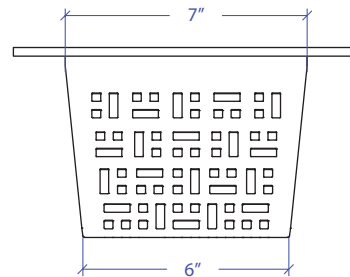
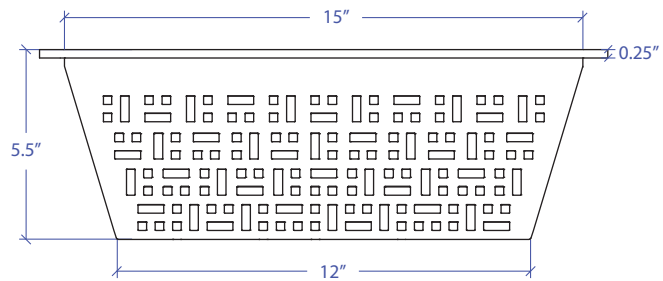
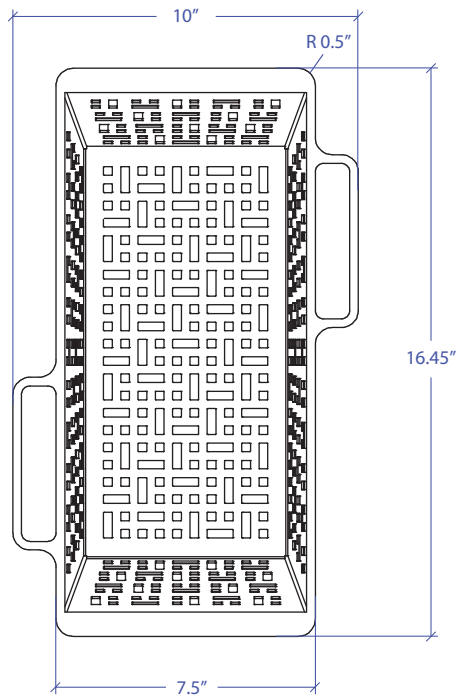
- 1/4" thick 304 Stainless Steel Rim & Handle
- 16 gauge 304 Stainless Steel Body

TECHNICAL INFORMATION

- External Dimension: 16.45" L x 10" W x 5.5" D
- Bowl Dimension: 12" L x 6" W x 5.5" D
- Rim Thickness: 0.25"

FINISHES

- Graphite PVD Satin Brushed Stainless Steel



PROJECT INFORMATION			
Project			
Date	/	/	QTY
Specifier			
Contact			
Note			

ACCESSORIES