

SUBMITTAL SHEET

JOB NAME	ITEM TAG
JOB LOCATION	PART NUMBER
CONTRACTOR	DATE
ENGINEER APPROVAL	DATE

BRASS GATE VALVE

Model T-400/S-400

Working Pressure, Non Shock (PSI)

Cold working pressure (CWP): 200 PSI

Saturated steam (WSP):

Max temperature: 200 F



NSF 61-8



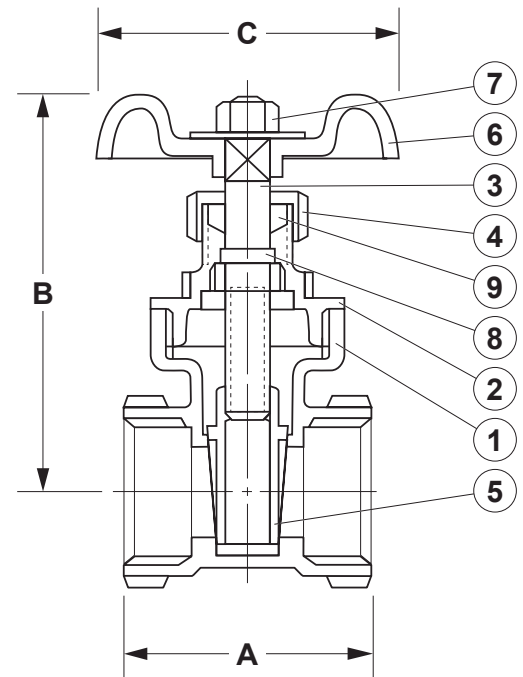
Pictured Model T-400/S-400

MATERIAL SPECIFICATION

PART	MATERIAL	SPECIFICATION
1	Body	Cast brass B584,C85700
2	Bonnet	Cast brass B584,C85700
3	Stem	Brass B16, C36000
4	Packing nut	Brass B16, C36000
5	Disc	Brass B124, C37700
6	Hand wheel	Cast iron A48 class 35
7	Wheel nut	Steel AISI 1010
8	Lock nut	Brass B16, C36000
9	Packing	NBR Commercial grade

DIMENSIONS

Size	A (IPS)	A (Cx C)	B	C
1/2"	1.54	1.62	2.72	2.13
3/4"	1.73	2.13	2.92	2.13
1"	1.85	2.48	3.31	2.13
1-1/4"	2.09	2.64	3.86	2.40
1-1/2"	2.25	2.96	4.57	2.96
2"	2.40	3.51	4.93	2.96
2-1/2"	2.80		6.03	3.19
3"	3.43		7.33	4.14
4"	3.96		8.67	4.41



Pictured Model T-400/S-400 Cut-away

SUBMITTAL SHEET

JOB NAME	ITEM TAG
JOB LOCATION	PART NUMBER
CONTRACTOR	DATE
ENGINEER APPROVAL	DATE

LEAD FREE COMPACT PATTERN BRASS NON-RISING STEM GATE VALVE

T/S-400 No Lead

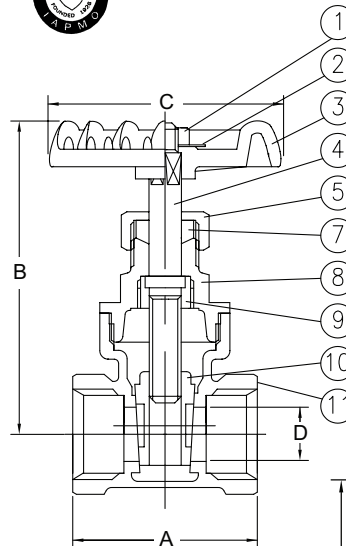
Durable, all-brass body construction
 Non-rising stem design is compact and reliable
 Solid, fully-guided disc-wedge
 Integral seats are precision-ground to match each disc-wedge

Working Pressure, Non-Shock (PSI)
 Cold Water, Oil, Gas: 200 CWP
 Saturated Steam: Not suitable for steam service

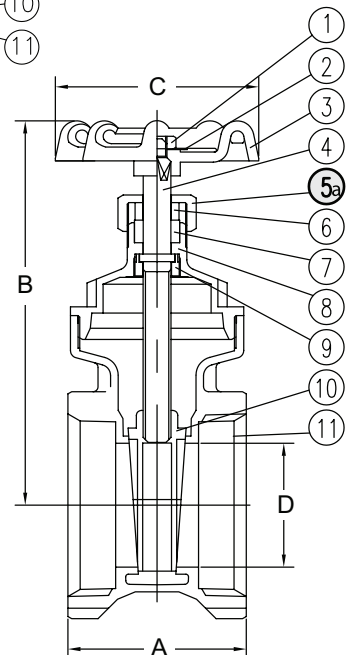
- Complies with California and Vermont no-lead requirements: IAPMO file number 6372
- UPC/IAPMO certified to ANSI/NSF Standard 61 Annex G
- End connections comply with ANSI / ASME B1.20.1 and ASME B16.18
- Manufactured in an ISO accredited facility



MATERIAL SPECIFICATION			
PART	MATERIAL	SPECIFICATION	
1 Handwheel nut	Cadmium plated steel	AISI 1010	
2 Identification disc	Aluminum	ASTM B209-1100	
3 Handwheel	Cast iron	ASTM A48 Class 35	
4 Stem	Lead-free forged brass	Lead-free bismuth/boride alloy	
5 Packing nut	Brass (1/2" to 1-1/4")	ASTM B16 UNS C36000	
5a Packing nut	Cast brass (1-1/2" and 2")	ASTM B584 UNS C85700	
6 Packing gland follower	Brass	ASTM B16 UNS C36000	
7 Stem packing	NBR (Buna-N) rubber	Commercial grade	
8 Bonnet	Lead-free cast brass	Lead-free bismuth / boride alloy	
9 Stem locknut	Lead-free forged brass	Lead-free bismuth/boride alloy	
10 Disc wedge	Lead-free cast brass	Lead-free bismuth/boride alloy	
11 Body	Lead-free cast brass	Lead-free bismuth/boride alloy	



Pictured T-400 No Lead
Cut-away view
Sizes 1/2" to 1-1/4"



Pictured T-400 No Lead
Cut-away view
Sizes 1-1/2" and 2"

DIMENSIONS								
Size	A (IPS)	A (Swt)	B	C	D	Wt (lb.) IPS	Wt (lb.) Swt	
1/2"	1.54	1.61	2.72	2.13	0.47	0.539	0.488	
3/4"	1.71	2.11	2.84	2.13	0.57	0.541	0.592	
1"	1.85	2.48	3.31	2.13	0.75	0.863	0.827	
1-1/4"	2.09	2.64	3.86	2.40	0.95	1.284	1.143	
1-1/2"	2.24	2.95	4.57	3.03	1.25	1.877	1.458	
2"	2.40	3.50	4.92	3.03	1.48	2.919	2.332	