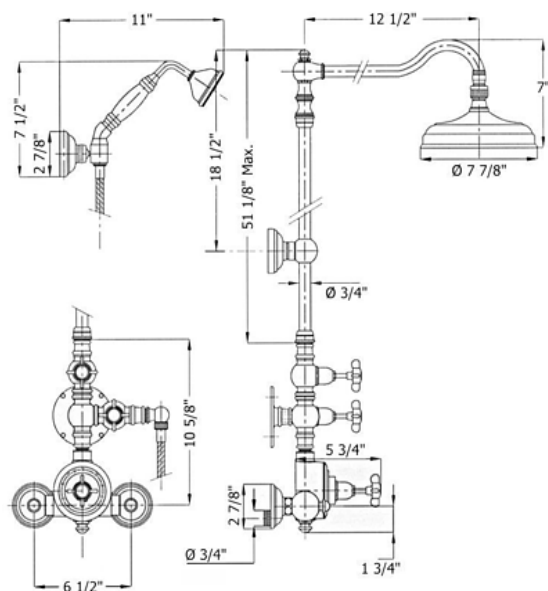


3402 - 'Royale' Exposed Thermostatic Shower



Part#	Description
39	Finished Mount Plate
40	1/2" Valve Body
41	Valve Body
42	1/2 Turn Ceramic Cartridge - Ecobross
43	Wall Mount Screws
44	Bell Escutcheon
45	Handle Stem
46	Cross Handle
47	Washer
48	Handle Screw
49	Finished Insert Holder
50	Black Logo Ceramic Insert
51	Valve Connector
52	Rubber O-Ring
54	3/4-16 Nuts
55	3/4" Washer
56	Socket Adapter
57	3/4" Male-1/2" Male Adapter
58	Escutcheon
59	3/4" Washer
60	Thermostatic Body
61	Finished Dial Plate
62	Stop Plate
63	Square Tube
64	Swivel Bushing
65	Scold Stop Kit
66	Valve Connector
67	1/2 - 3/4 M-M Connector
71	Valve Button
72	Integral Stop
73	Bell Escutcheon & Stem
74	Set Screw
75	Ball Joint
76	3/8" - 1/2" Connector
78	Slide Elbow
79	Escutcheon
90	Finished Ceramic Insert
91	Complete Hand Shower
92	H/S Wall Mount Elbow
93	3/4" Finished Thermostatic Cartridge
94	Hand Shower Holder

Technical Information

- 8" Rose.
- Personal hand shower maximum flow rate is 1.8 GPM with new low flow restrictor.
- 8" shower head maximum flow rate is 1.8 GPM with new low flow restrictor.
- Flow rates are based on use of 3/4" supply lines and will vary depending on water pressure.
- Integral shut-off valves.
- Uses Flühs ceramic volume control cartridges.
- 3/4" connections.
- 19 GPM @ 60 PSI (4 bars).
- 5' hand shower hose.
- Available finishes are French Weathered Brass (47), Polished Chrome (48), SoliBrass (49), Lacquered Matte Black Nickel (50), Old Gold (52), Old Silver (53), Polished Brass (55), Polished Nickel (56), Brushed Nickel (57), Satin Nickel (60), Antique Lacquered Copper (67), Antique Lacquered Brass (68), Weathered Brass (70), Lacquered Polished Black Nickel (71) and Lacquered Polished Copper (80).
- Please See Cleaning Instructions: <http://herbeau.com/CleaningAll.pdf> For Finish Care and Maintenance Information.

Part#	Description
01	Mounting Screw Kit
02	Wall Mount Plate
03	Set Screw
04	Wall Support Coil
05	1/2" Washer
06	Brass Screw
07	Ball Cup
08	Brass Handle Screw
10	Fiber Washer
11	5' H/S Hose
12	Escutcheon Connect
13	Nut
14	Rubber O-Ring
15	Rubber O-Ring
16	1/2" Washer
17	H/S Elbow
18	White Rubber Ring
19	Ceramic Handle
20	Top Knob
21	Finished Washer
22	Shower Head Arm
23	Head Swivel Kit
24	Rubber O-Ring
25	Low Flow Restrictor
30	8" Shower Head
31	Spout O-Ring
32	Shower Arm Column
34	1/2" Washer
35	Finished Brass Nut
36	Riser Pipe
38	Aerator Washer

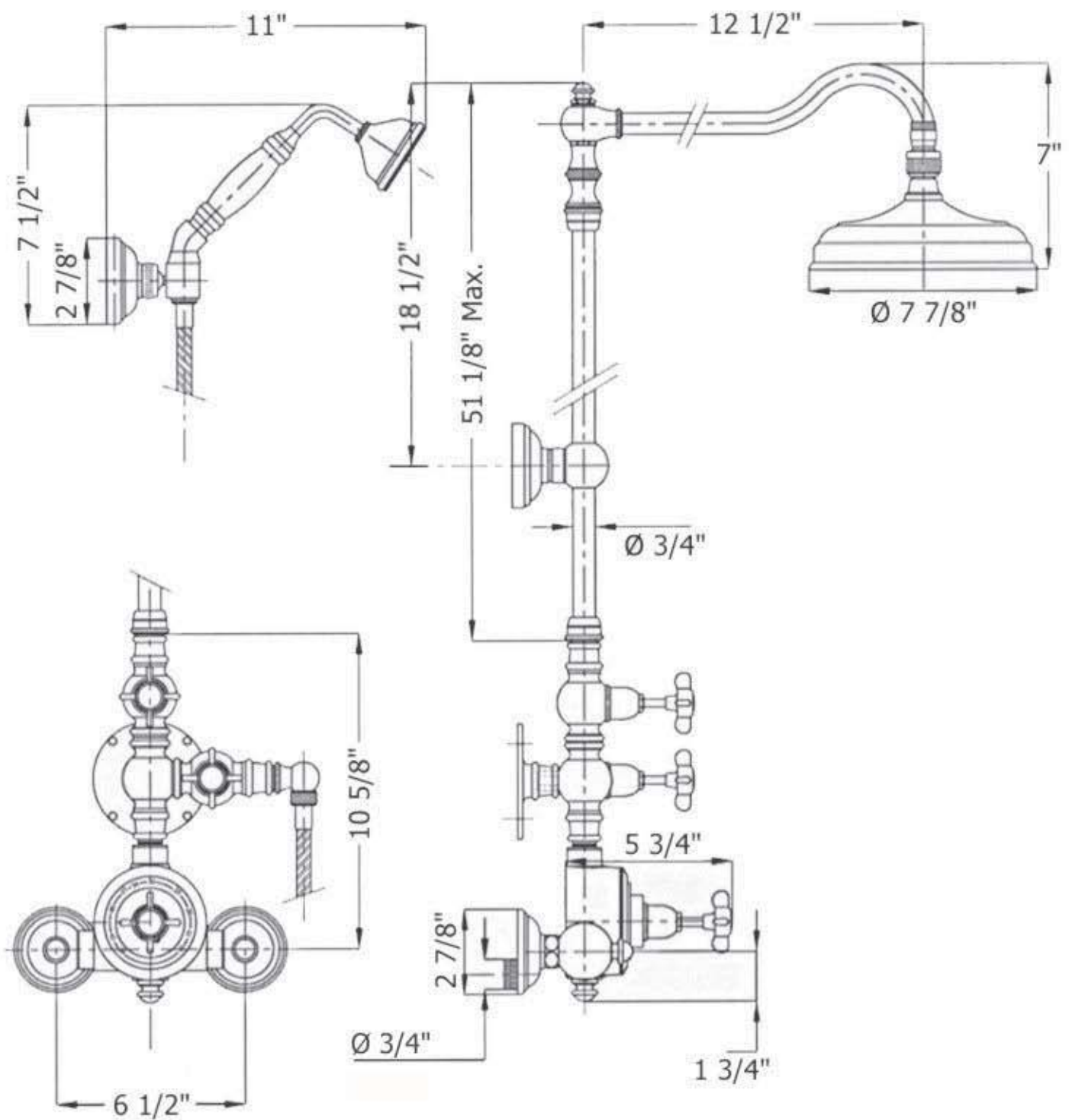
Please follow example when ordering parts for 'Royale' Exposed
Thermostatic Shower

- To order part#46 – Cross Handle
 - 950064xx
- Please substitute finish number needed in place of **xx**



Herbeau®
L'Art du Sanitaire depuis 1857

3402 - 'Royale' Exposed Thermostatic Shower



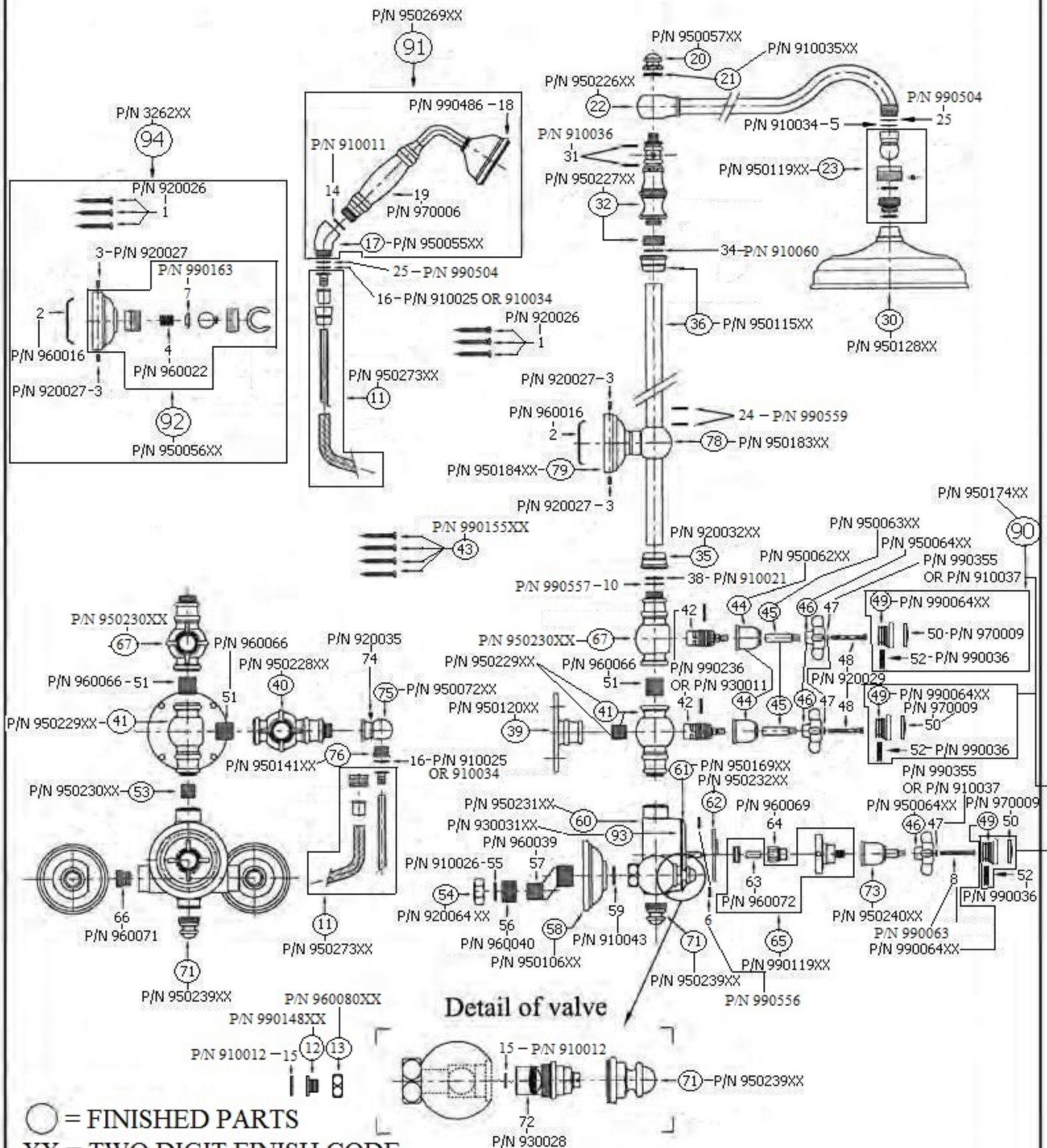
Copyright©2017 Herbeau Creations. All rights reserved. All product and specifications are subject to change without notice. Herbeau Creations is not responsible for typographical and/or dimensional errors. Typographical errors are subject to correction.

3402 - 'Royale' Exposed Thermostatic Shower

*990236 CARTRIDGES FOR FIXTURES MADE AFTER 2009.

*930011 CARTRIDGES GOOD FOR ALL YEARS

*P/N = PART NUMBER



○ = FINISHED PARTS
XX = TWO DIGIT FINISH CODE

Copyright©2017 Herbeau Creations. All rights reserved. All product and specifications are subject to change without notice. Herbeau Creations is not responsible for typographical and/or dimensional errors. Typographical errors are subject to correction.