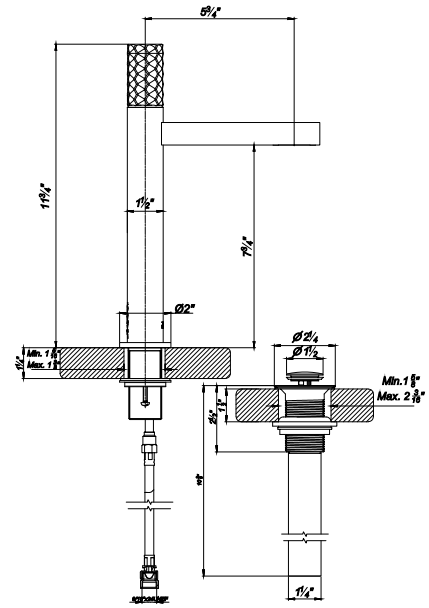


LOLLIPOP - FV181.01/J2D

Short vessel height, single handle lavatory set, knurled handle diamond style with push down drain assembly (no lift rod).

Monocomando para lavatorios vessel bajos, con volante moleteado estilo diamante y desagüe "push down".

FRANZ
VIEGENER










FEATURES

CARACTERÍSTICAS

- All brass construction.
Producto realizado íntegramente en latón.
- Brass valve bodies.
Cuerpos de válvulas fabricados en latón.
- Stationary spout with recessed aerator device.
Pico con aireador oculto.
- Flexible SS connectors with sediment screens.
Flexibles con conectores SS y filtro de sedimento.

COLOR / FINISHES

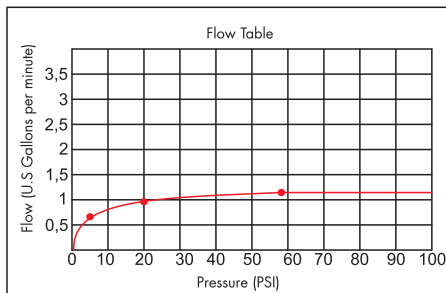
COLOR / ACABADOS

- | | | |
|--|--|---|
|  PC
<i>Polished Chrome.</i> |  PN
<i>Polished Nickel.</i> |  BN
<i>Brushed Nickel.</i> |
|  BG
<i>Brushed Gold.</i> |  PG
<i>Polished Gold.</i> |  RG
<i>Rose Gold.</i> |
|  BK
<i>Black Chrome.</i> |  FB
<i>Flat Black.</i> |  UPB
<i>Unlacked Polished Brass.</i> |

FLOW RATE

CAUDAL

- Maximum flow rate 1,2 gpm (4,5 l/min).
Caudal máximo 1,2 gpm (4,5 l/min).



ITEM DETAILS

DETALLE DE PRODUCTO

COMPLIANCE CERTIFICACIONES

