

BARIL

STYLE X FONCTION

Fiche Technique / Spec Sheet

PRO-3851-28-xx

PRR-3851-28-xx*

Description

- Ensemble complet de douche thermostatique
- Ensemble avec 3 accessoires
- *Complete thermostatic shower kit*
- *3 accessories kit*

Composantes incluses / Included components

- | | | |
|------------------|------------------|------------------|
| - B28-9400-00-xx | - B28-9640-00-xx | - BRA-1812-14-xx |
| - TET-1011-01-xx | - RAC-9001-20-xx | - BOY-2700-00-xx |
| - DOU-2584-03-xx | - BOD-5004-02-xx | |

Finis disponibles / Available finishes

- | | |
|--|---|
| - CC: Chrome / <i>Chrome</i> | - NN: Nickel brossé / <i>Brushed Nickel</i> |
| - KK: Noir mat / <i>Matte Black</i> | - GG: Or / <i>Gold</i> |
| - **: Flni spécial / <i>Special finish</i> | |

* Avec raccord droit 6" du plafond / *With ceiling-mounted 6" straight pipe*



BARiL

Fiche Technique / Spec Sheet

B28-9400-00-xx

STYLE × FONCTION

Description

- Valve thermostatique 3/4", plaque carrée
- Peut facilement fournir pour 3 accessoires
- 3/4" *thermostatic valve, square plate*
- *Can easily supply for 3 accessories*

Débit / Flow rate

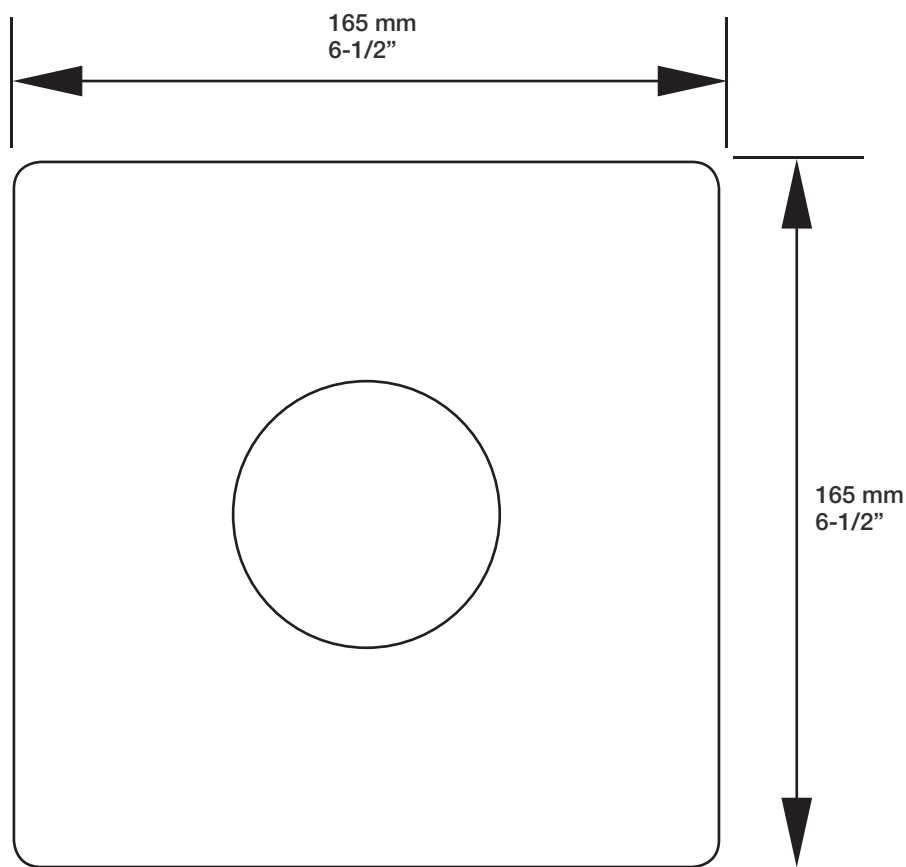
- 70 l/min - 60 psi
- 18.5 gpm - 60 psi

Cartouche / Cartridge

- CAR-3400-00

Finis disponibles / Available finishes

- CC: Chrome / *Chrome*
- NN: Nickel / *Nickel*
- GG: Or / *Gold*
- **: Fini spécial / *Special finish*



STYLE × FONCTION

Description

- Valve d'arrêt 3/4"
- Valve à contrôle de débit
- 3/4" shut-off valve
- Volume control valve

Débit / Flow rate

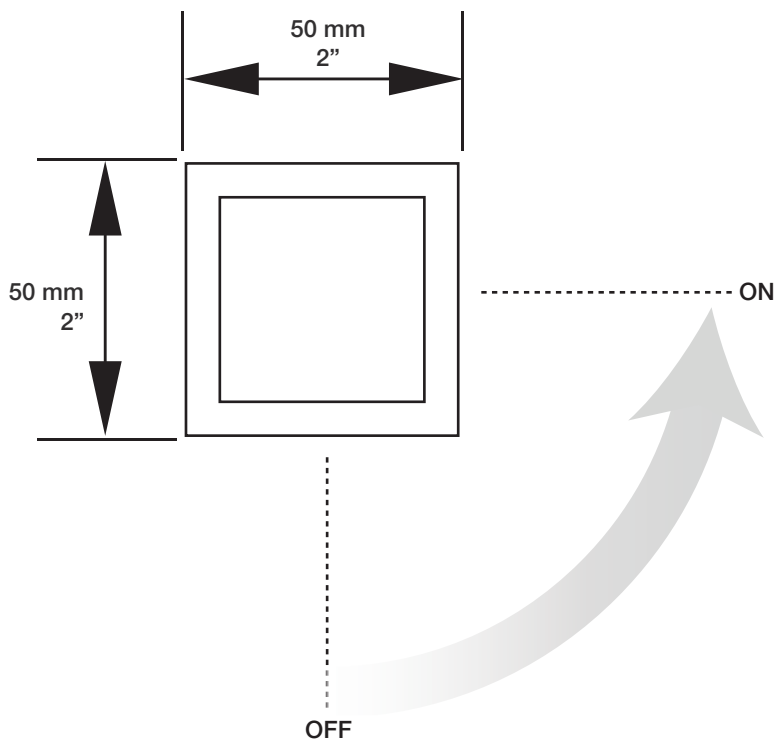
- 42 l/min - 60 psi
- 11.1 gpm - 60 psi

Cartouche / Cartridge

- CAR-2719-34

Finis disponibles / Available finishes

- CC: Chrome / *Chrome*
- NN: Nickel brossé / *Brushed Nickel*
- KK: Noir mat / *Matte Black*
- **: Fini spécial / *Special finish*
- GG: Or / *Gold*



BARiL

Fiche Technique / Spec Sheet

BRA-1812-14-xx

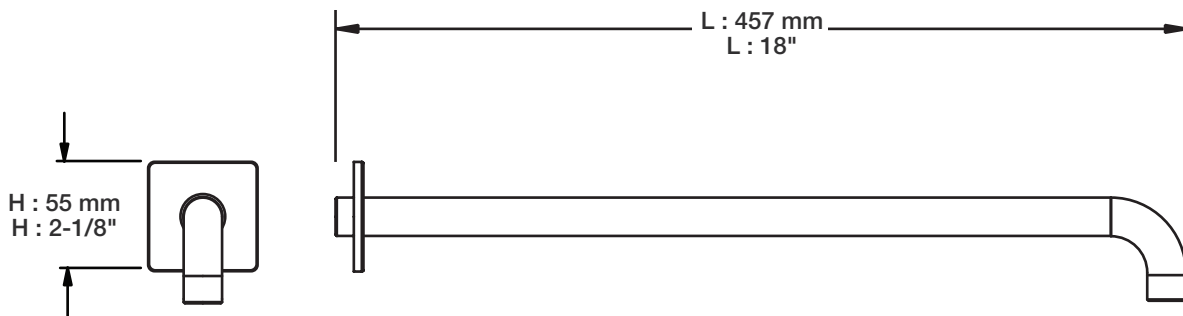
STYLE × FONCTION

Description

- Bras de douche 18" avec rosace
- 18" shower arm with flange

Finis disponibles / Available finishes

- CC: Chrome / *Chrome*
- NN: Nickel brossé / *Brushed Nickel*
- KK: Noir mat / *Matte Black*
- GG: Or / *Gold*
- **: Fini spécial / *Special finish*



BARiL

Fiche Technique / Spec Sheet

TET-1011-01-xx

STYLE × FONCTION

Description

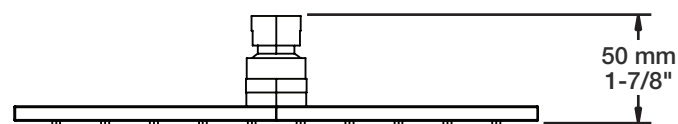
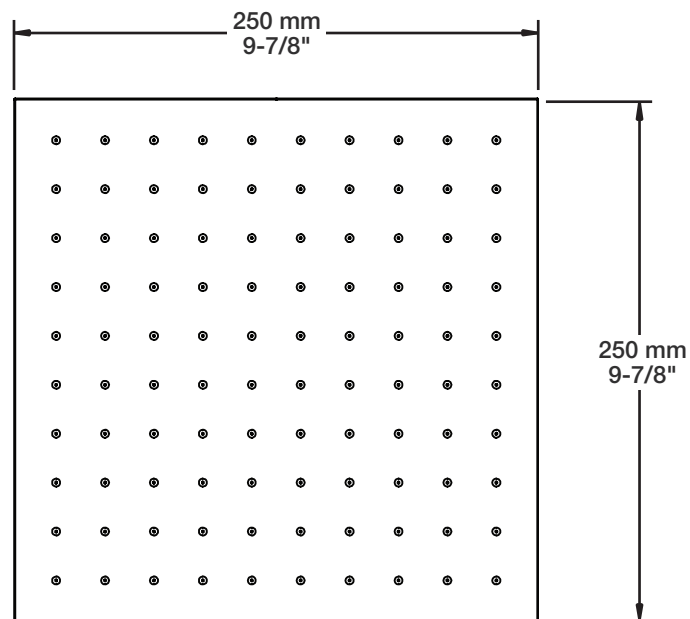

- Tête de douche moderne carrée 10" anti-calcaire en laiton
- Brass square modern 10" anti-limestone shower head

Finis disponibles / Available finishes

- CC: Chrome / Chrome
- NN: Nickel brossé / Brushed Nickel
- KK: Noir mat / Matte black
- **: Fini spécial / Special finish
- GG: Or / Gold

Débit / Flow rate (pour option écologiques / for eco friendly options)

TET-1011-01-xx	TET-1011-01-xx-175	TET-1011-01-xx-150
- 7,6 l/min - 80 psi	- 6,6 l/min - 80 psi	- 5,7 l/min - 80 psi
- 2.00 gpm - 80 psi	- 1.75 gpm - 80 psi	- 1.50 gpm - 80 psi



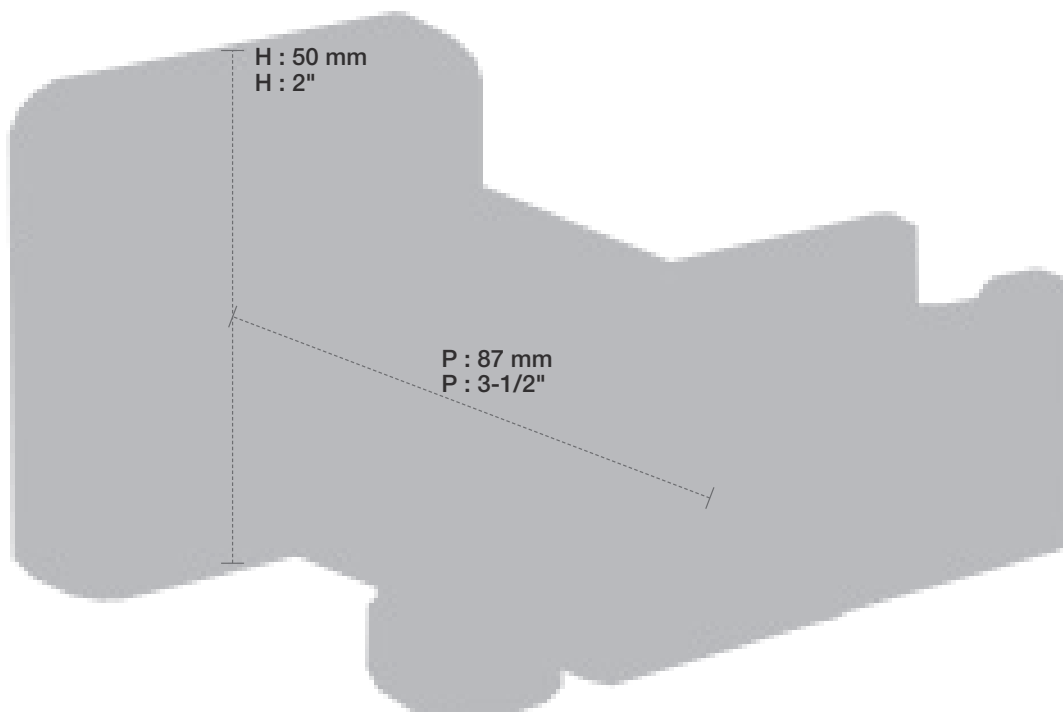
STYLE × FONCTION

Description

- Support pour douchette et coude de raccordement mural
- Connexion 1/2" F
- Wall shower holder and supply elbow connector
- 1/2" F connection

Finis disponibles / Available finishes

- CC: Chrome / Chrome
- NN: Nickel / Nickel
- GG: Or / Gold
- **: Fini spécial / Special finish



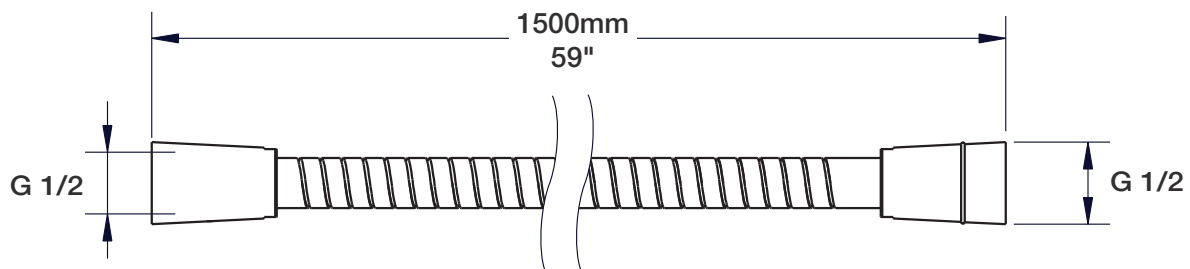

STYLE × FONCTION

Description

- Boyau de douche 150 mm
- 59" hand shower hose

Finis disponibles / Available finishes

- CC: Chrome / *Chrome*
- NN: Nickel / *Nickel*
- KK: Noir mat / *Matte black*
- **: Fini spécial / *Special finish*
- GG: Or / *Gold*



BARiL

Fiche Technique / Spec Sheet

DOU-2584-03-xx

STYLE × FONCTION

Description

- Douchette 3 jets anti-calcaire
- Mécanisme 3 jets : pluie, brume et mélange des deux
- 3-spray anti-limestone hand shower
- 3-spray mechanism: rain, mist and mix of the two

Finis disponibles / Available finishes

- CC: Chrome / Chrome
- NN: Nickel brossé / Brushed Nickel
- KK: Noir mat / Matte Black
- **: Fini spécial / Special finish
- GG: Or / Gold

Débit / Flow rate (pour option écologiques / for eco friendly options)

DOU-2584-03-xx	DOU-2584-03-xx-175	DOU-2584-03-xx-150
- 7,6 l/min - 60 psi - 2.0 gpm - 60 psi	- 6,6 l/min - 60 psi - 1.75 gpm - 60 psi	- 5,7 l/min - 60 psi - 1.5 gpm - 60 psi



BARiL

STYLE × FONCTION

Fiche Technique / Spec Sheet

BOD-5004-02-xx

Description

- Jet de corps latéral carré
- *Square lateral body jet*

Débit / Flow rate

- 7,6 l/min - 80 psi
- 2 gpm - 80 psi

Finis disponibles / Available finishes

- CC: Chrome / *Chrome*
- NN: Nickel brossé / *Brushed Nickel*
- KK: Noir mat / *Matte Black*
- GG: Or / *Gold*
- **: Fini spécial / *Special finish*

